King Banner

Bleed area: To avoid white edges when your Banner is trimmed, extend your background to fill the full 'bleed area'.

Trim area: Where we aim to cut your Banner.

Safe area: Keep important aspects of your design such as text and logos well inside the safe area otherwise they may be cut off.

Please **outline your text** and delete this **'artwork guidelines'** layer before saving PDF.



Select the screen you want and place it anywhere on the banner.

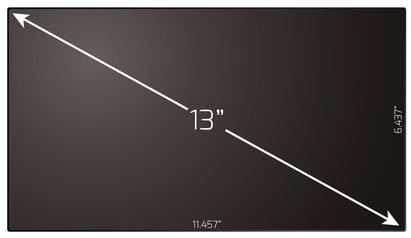

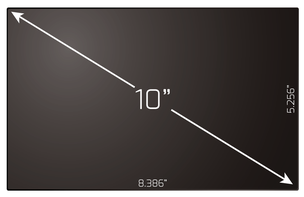

PIM DIS▸PLAY

www.pimdisplay.com